



---

**Contact**

IT Help Desk  
301.696.3622

[helpdesk@hood.edu](mailto:helpdesk@hood.edu) or  
[chalkandwire@hood.edu](mailto:chalkandwire@hood.edu)

---

**Submitting an assignment to Chalk & Wire**

Students do not have to set up an account ahead of time. There is no code to purchase. Chalk & Wire is connected to Blackboard. When a student clicks on the link in Bb, a Chalk & Wire account is automatically created or renewed.

**LOG IN – THROUGH BLACKBOARD**

Access Chalk & Wire account through Bb using our single-sign-on set-up.

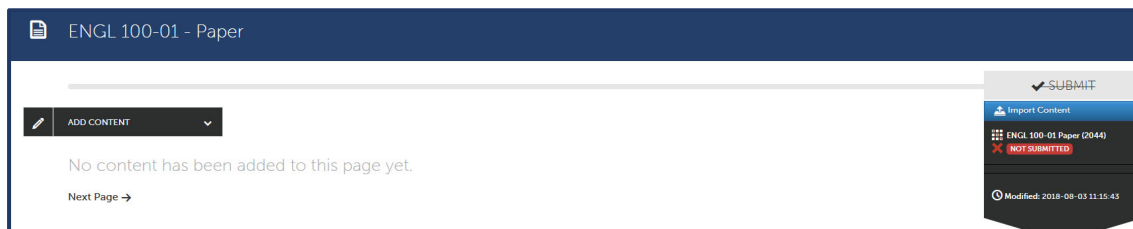
- Log in to Bb.
- Click on the appropriate course under My Courses.
- On the left-hand menu, click on “**Assignments**”.

The assignment should have a Chalk & Wire icon

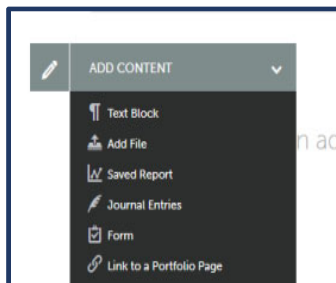
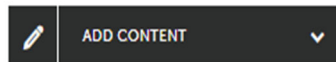


Click on the title of the assignment

1. There will be a pause as the connection takes you to Chalk & Wire.
2. The link should take you to the correct assignment page.

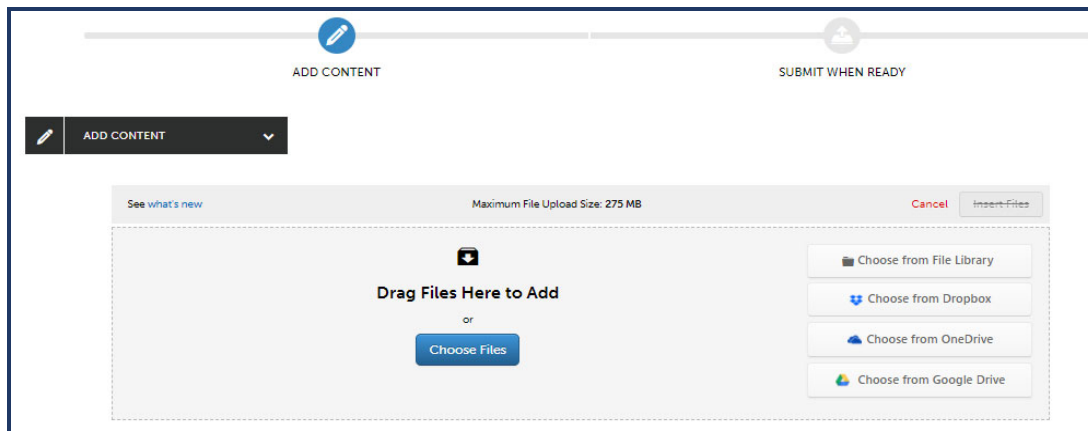


Click on **ADD CONTENT**



1. Click and use the drop-down menu to add your work.
2. Choose the appropriate option. Usually, it is by text block or to add file.

## Adding a file



1. Files/content can be dragged to add
2. Or click **Choose Files** to add content
3. Once the file is opened/selected, click **Insert Files** to add content

## SUBMIT THE WORK

- Once the file is inserted the “**add content**” section will turn green and next you can submit when ready by clicking on **SUBMIT**



## Submitting Content

1. Enter the name(s) of Assessor(s) for submitting content.
2. Once this information is entered, select **SUBMIT**
3. A message should appear showing that the content was submitted along with the content submission information/review.

## TROUBLESHOOTING

**Always save your document onto the computer before uploading**

**Avoid using Internet Explorer**

**I clicked on the link and a message tells me it has not been configured**

- This message lets you know the process of connecting Bb to Chalk & Wire has not been completed.
- Notify your professor so they can complete the linking of the assignment.

**The link from Bb is sending me to an error page and will not allow me to continue into Chalk & Wire to submit my work**

- This is your filter doing exactly what it is supposed to do. When you click on the link in Bb it is redirecting you to a second website. Some systems will not allow that redirect to occur.
- Solutions:
  - Use a different browser
  - Clear your cache

**My link in GoogleDocs will not work.**

- A document in GoogleDocs is not a stagnant document
- Save the document to the desktop and upload the document from the desktop into Chalk & Wire